
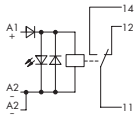
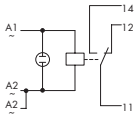

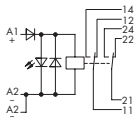
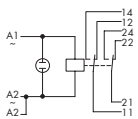

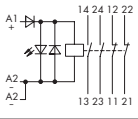
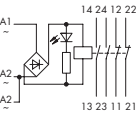

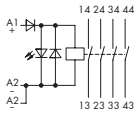
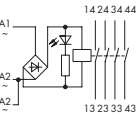

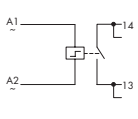

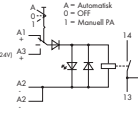


# Relay Modules in DIN-Rail Mountable Enclosure, 789 Series

Description			Item No.	Input Nominal Voltage $V_N$	Max. Switching Voltage	Max. Continuous Current
Relay with <b>1 changeover contact</b>			<b>789-304</b>	24 V DC	250 V AC/DC	12 A
Relay with <b>1 changeover contact</b>			<b>789-504</b> <b>789-508</b>	24 V AC/DC 230 V AC	250 V AC/DC	12 A
Relay with <b>2 changeover contacts</b>			<b>789-312</b> <b>789-313</b> <b>789-315</b>	24 V DC 48 V DC 110 V DC	250 V AC/DC	8 A
Relay with <b>2 changeover contacts</b>			<b>789-512</b> <b>789-515</b> <b>789-516</b>	24 V AC/DC 115 V AC 230 V AC	250 V AC/DC	8 A
Relay with <b>2 break contacts,</b> <b>2 make contacts</b>			<b>789-336</b>	24 V DC	250 V AC / 30 V DC	4 A AC / 3 A DC
Relay with <b>2 break contacts,</b> <b>2 make contacts</b>			<b>789-535</b> <b>789-536</b>	12 V AC/DC 24 V AC/DC	250 V AC / 30 V DC	4 A AC / 3 A DC
Relay with <b>4 make contacts</b>			<b>789-352</b>	24 V DC	250 V AC / 30 V DC	4 A AC / 3 A DC
Relay with <b>4 make contacts</b>			<b>789-551</b> <b>789-552</b>	12 V AC/DC 24 V AC/DC	250 V AC / 30 V DC	4 A AC / 3 A DC
Latching relay with <b>1 make contact</b>			<b>789-571</b>	24 V DC	400 V AC	16 A
Latching relay with <b>1 make contact</b>			<b>789-570</b>	230 V AC	400 V AC	16 A
Relay with <b>1 make contact,</b> Manual/OFF/Auto switch			<b>789-323</b>	24 V DC	250 V AC	16 A